



ZODIAC

Red Line

«In-Line» electric heater



- The best value for money
- Easy installation
- Digital thermostat
- Maximum robustness (EPDM fixtures, Hypalon connection)



	Red Line 3	Red Line 6	Red Line 9	Red Line 12
Standard model	W40RDE3	W40RDE6	W40RDE9	W40RDE12

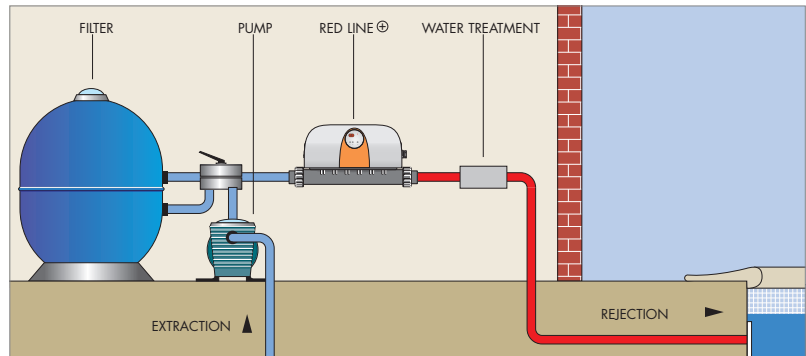
Technical specifications	Red Line 3	Red Line 6	Red Line 9	Red Line 12
Maximum volume m ³ *	20	40	60	80
Thermo-plunger power (kW)**	3	6	9	12
Absorbed intensity Tri 400 V (A)***	5	9	13	18
Power cable cross section tri 400 V (mm ²)****	5 x 2,5	5 x 2,5	5 x 4	5 x 4
Absorbed intensity Mono 230 V (A)***	14	27	40	-
Power cable cross section Mono 230 V (mm ²)****	3 x 4	3 x 6	3 x 10	-
Min. flow	5 m ³ / hr			
Max. flow	30 m ³ / hr			
Hydraulic connection	PVC Ø 63 ½ unions + reducer Ø 50			
Weight (kg)	4			

* Open air private pool, temperate climate with isothermal cover from May 15 to September 15.
 ** Manufacturing tolerance + or - 5 %
 *** Operating power tolerance + 6 - 10 % EDF network supply
 **** For a maximum length of 25 metres.



INSTALLATION

- Line connection using two PVC Ø 63 unions + Ø 63-50 reducers.
- No flow direction : just turn the body in the direction of the water flow.
- Simplified mono 230 V / Tri 400 V coupling (tri 230 on request).
RED LINE 12 always 3 phased 400 V.
- Electric power supply protected by a 30 mA ground fault circuit breaker (not supplied).

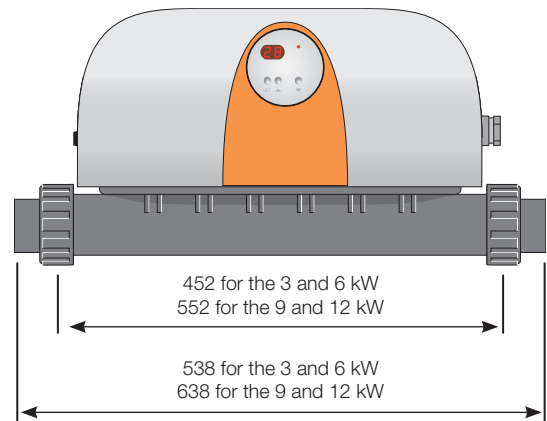
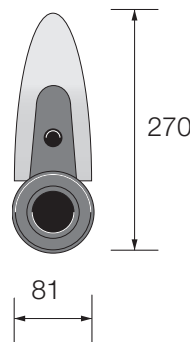


EQUIPMENT

Electric box including:

- Precision thermostat ($\pm 0,5^{\circ}\text{C}$) digital display and timer.
- Positive safety high temperature safety.
- Needle water tightness using **EPDM** bridles.
- **HYPALON** moulded electrical connections.
- Flow control.
- Power control.
- On/off switches + indicators.
- Complete pre-wired appliance not needing a control box.

SIZE (in mm)



DESCRIPTION

